

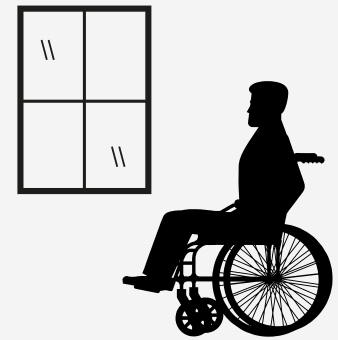
What should the videos be like?

If you detect that the person with Cerebral Palsy may be feeling pain, follow the following steps and send the video in HD to 659 751 371

STEP 1

Good lighting

Place the person in a well-lit place. It can be outdoors or in a room with natural light.



STEP 2

Mobile position

Place the mobile phone parallel to your face, in a vertical position and without elements that get in the way. Get your head to fill the entire screen.


DO NOT record from above or below.



STEP 3

Video length

Record a video with a minimum duration of 5 seconds, you can record it directly from WhatsApp.



STEP 4

HD quality

When you have the video recorded, check the HD (High Definition) box before sending it by WhatsApp to the number



STEP 1



Good lighting

Place the person in a well-lit place.
It can be outdoors or in a room with natural light.

STEP 2



Mobile position

Place the mobile phone parallel to your face, in a vertical position and without elements that get in the way. Get your head to fill the entire screen. Do not record from above or below (no chopped shots).


STEP 3



Video length

Record a video with a minimum duration of 5 seconds, you can record it directly from WhatsApp.

STEP 4



HD quality

When you have the video recorded, check the HD (High Definition) box before sending it by WhatsApp to number 659 751 371

You can send all the videos you consider.
The more, the better.

Additionally, if you contribute your videos, you will have a free bonus for queries in the App.

[MORE INFORMATION HERE](#)



www.aspaceib.org